



District Report Card: 2017


State: Telangana	District: Suryapet
Class: 3	Subject: Language
Schools: 59	Students: 761


Participation/Coverage


Students

GENDER 	Boys		Girls	
	Number	%	Number	%
	325	42.71	436	57.29

AREA 	Rural		Urban	
	Number	%	Number	%
	673	88.44	88	11.56

CATEGORY 	SC		ST		OBC		GEN	
	Number	%	Number	%	Number	%	Number	%
	226	29.70	149	19.58	383	50.33	3	0.39

CWSN 	LD	VI	HI	S&LD	ID	Oth
	1	1	2	3	4	1

Management 	Government		Government-aided	
	Number	%	Number	%
	716	94.09	45	5.91

Average Performance of Students in Language (%)

Overall	Gender		Area		Management		Social Group			
	Male	Female	Rural	Urban	Govt.	Aided	SC	ST	OBC	GEN
65.73	64.78	66.44	67.66	50.98	66.64	51.26	68.50	62.68	65.20	75.56

Performance on Learning Outcomes (LOs)

Learning Outcomes	Description	Average Performance(%)
L304	Reads small texts with comprehension i.e., identifies main ideas, details, sequence and draws conclusions	65.60
L312	Reads printed scripts on the classroom walls: poems, posters, charts etc.	65.99

Range of Performance of Students who Answered Correctly							
Below 30%		30% - 50%		50% - 75%		Above 75%	
Number	%	Number	%	Number	%	Number	%
59	7.75	141	18.53	264	34.69	297	39.03

Lowest Performing Learning Outcomes (LOs)

- 1 - Reads small texts with comprehension i.e., identifies main ideas, details, sequence and draws conclusions (65.60)
- 2 - Reads printed scripts on the classroom walls: poems, posters, charts etc. (65.99)